300V 70°C VAF

TIS 11-2531, TABLE 2 (2 CORE)

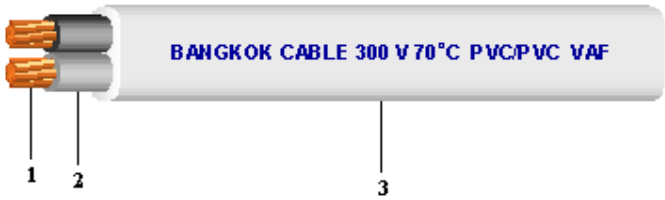

Construction :

1. Conductor : Solid or concentric stranded annealed copper wires
2. Insulation : Polyvinyl chloride (PVC)
   Identification : Gray and Black color
3. Sheath : Polyvinyl chloride (PVC), White color

Application :

For surface wiring, concealed wiring in wooden partition or above ceiling, embedded in plaster, dry location.

Conductor		Thickness of insulation	Thickness of sheath	Overall diameter		Current rating in air	Minimum insulation resistance (at 70°C)	Cable weight (Approx.)	Standard Length
Nominal cross-sectional area sq.mm	No.& dia. of wires No./mm	mm	mm	lower limit mm	upper limit mm	A	Mohm-km	kg/km	m
0.5	1/0.80	0.6	0.9	3.6 x 5.6	4.4 x 6.8	7	0.0146	37	100/C
1	1/1.13	0.6	0.9	4.0 x 6.2	4.8 x 7.4	11	0.0115	50	100/C
1	7/0.40	0.6	0.9	4.0 x 6.4	5.0 x 7.8	11	0.0110	50	100/C
1.5	1/1.38	0.6	1.2	4.8 x 7.2	5.8 x 8.6	16	0.0100	70	100/C
1.5	7/0.50	0.6	1.2	4.9 x 7.4	6.0 x 9.2	16	0.0094	70	100/C
2.5	1/1.78	0.7	1.2	5.4 x 8.4	6.4 x 10.0	21	0.0092	100	100/C
2.5	7/0.67	0.7	1.2	5.6 x 8.8	6.8 x 10.5	21	0.0084	100	100/C
4	1/2.25	0.8	1.2	6.0 x 9.8	7.2 x 11.5	29	0.0086	140	100/C
4	7/0.85	0.8	1.2	6.2 x 10.0	7.6 x 12.0	29	0.0078	140	100/C
6	7/1.04	0.8	1.2	6.8 x 11.0	8.2 x 13.5	36	0.0066	200	100/C
10	7/1.35	0.9	1.2	8.0 x 13.5	9.4 x 16.0	51	0.0059	300	100/C
16	7/1.70	1.0	1.2	9.2 x 16.0	11.0 x 18.5	67	0.0053	440	100/C
25	7/2.14	1.2	1.4	11.0 x 19.5	13.0 x 22.5	91	0.0051	690	500/D
35	19/1.53	1.2	1.4	12.0 x 22.0	14.5 x 25.0	111	0.0043	900	500/D

WWW.KORATGROUP.COM

Copyright 2005 ©. www.bangkokcable.com
All Rights Reserved. Design & Update by :: TEAM IT bangkokcable.com

300 V 70°C VAF

TIS 11-2531, TABLE 2 (3CORE)

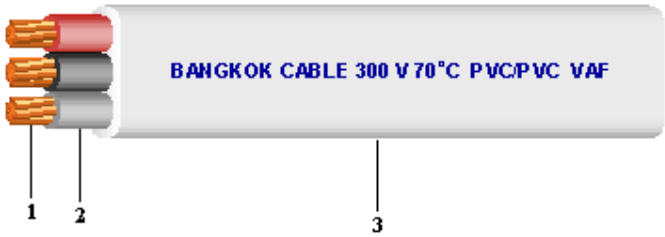

Construction :

1. Conductor : Solid or concentric stranded annealed copper wires
2. Insulation : Polyvinyl chloride (PVC)
   Identification : Gray, Black and Red color
3. Sheath : Polyvinyl chloride (PVC), White color

Application :

For surface wiring, concealed wiring in wooden partition or above ceiling, embedded in plaster, dry location.

Conductor		Thickness of insulation	Thickness of sheath	Overall diameter		Current rating in air	Minimum insulation resistance (at 70°C)	Cable weight (Approx.)	Standard Length
Nominal cross-sectional area sq.mm	No.& dia. of wires No./mm	mm	mm	lower limit mm	upper limit mm	A	Mohm-km	kg/km	m
0.5	1/0.80	0.6	0.9	3.6 x 7.4	4.4 x 9.0	7	0.0146	50	100/C
1	1/1.13	0.6	0.9	4.0 x 8.4	4.8 x 10.0	10	0.0115	70	100/C
1	7/0.40	0.6	0.9	4.0 x 8.6	5.0 x 10.5	10	0.0110	70	100/C
1.5	1/1.38	0.6	1.2	4.8 x 9.8	5.8 x 11.5	13	0.0100	100	100/C
1.5	7/0.50	0.6	1.2	4.9 x 10.0	6.0 x 12.5	13	0.0094	100	100/C
2.5	1/1.78	0.7	1.2	5.4 x 11.5	6.4 x 13.5	18	0.0092	150	100/C
2.5	7/0.67	0.7	1.2	5.6 x 12.0	6.8 x 14.5	18	0.0084	150	100/C
4	1/2.25	0.8	1.2	6.0 x 13.5	7.2 x 16.0	25	0.0086	210	100/C
4	7/0.85	0.8	1.2	6.2 x 14.0	7.6 x 16.5	25	0.0078	210	100/C
6	7/1.04	0.8	1.2	6.8 x 16.0	8.2 x 18.5	31	0.0066	300	100/C
10	7/1.35	0.9	1.2	8.0 x 19.0	9.4 x 22.0	43	0.0059	450	100/C
16	7/1.70	1.0	1.4	9.6 x 23.0	11.5 x 26.5	55	0.0053	680	100/C

WWW.KOBATGROUP.COM

Copyright 2005 ©. www.bangkokcable.com
All Rights Reserved. Design & Update by :: TEAM IT bangkokcable.com

300V 70°C VAF-GRD

TIS 11-2531, TABLE 11 (2 CORE)

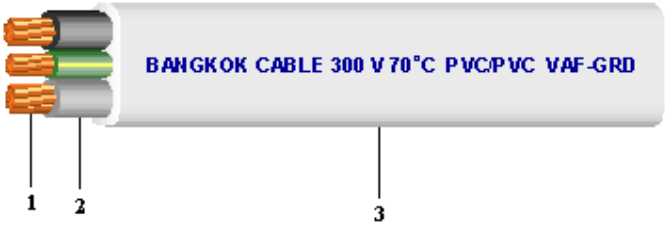

Construction :

1. Conductor : Solid or concentric stranded annealed copper wires
2. Insulation : Polyvinyl chloride (PVC)
   Identification : Phase - Gray and Black color
   Ground - Green/Yellow color
3. Sheath : Polyvinyl chloride (PVC), White color

Application :

For surface wiring, concealed wiring in wooden partition or above ceiling, embedded in plaster, dry location.

Phase Conductor			Ground Conductor			Thickness of sheath	Overall diameter		Current rating in air	Minimum insulation resistance (at 70°C)	Cable weight (Approx.)	Standard Length
Nominal cross-sectional area sq.mm	No.& dia. of wires No./mm	Thickness of insulation mm	Nominal cross-sectional area sq.mm	No.& dia. of wires No./mm	Thickness of insulation mm	mm	lower limit mm	upper limit mm	A	Mohm-km	kg/km	m
1	1/1.13	0.6	1	1/1.13	0.6	0.9	4.0 x 8.4	4.8 x10.0	13	0.0115	70	100/C
1	7/0.40	0.6	1	7/0.40	0.6	0.9	4.0 x 8.6	5.0 x 10.5	13	0.0110	70	100/C
1.5	1/1.38	0.6	1	1/1.13	0.6	1.2	4.8 x 9.4	5.8 x 11.5	16	0.0100	95	100/C
1.5	7/0.50	0.6	1	7/0.40	0.6	1.2	4.9 x 9.8	6.0 x 12.0	16	0.0094	95	100/C
2.5	1/1.78	0.7	1.5	1/1.38	0.6	1.2	5.4 x 10.5	6.4 x13.0	22	0.0092	130	100/C
2.5	7/0.67	0.7	1.5	7/0.50	0.6	1.2	5.6 x 11.5	6.8 x 14.0	22	0.0084	130	100/C
4	1/2.25	0.8	2.5	1/1.78	0.6	1.2	6.0 x 12.5	7.2 x 15.0	29	0.0086	190	100/C
4	7/0.85	0.8	2.5	7/0.67	0.6	1.2	6.2 x 13.0	7.6 x 16.0	29	0.0078	190	100/C
6	7/1.04	0.8	4	7/0.85	0.6	1.2	6.8 x 15.0	8.2 x 17.5	38	0.0066	270	100/C
10	7/1.35	0.9	4	7/0.85	0.6	1.2	8.0 x 17.0	9.4 x 20.0	52	0.0059	380	100/C
16	7/1.70	1.0	6	7/1.04	0.6	1.2	9.2 x 20.0	11.0 x 23.0	68	0.0053	550	100/C
25	7/2.14	1.2	6	7/1.04	0.6	1.4	11.0 x 24.0	13.0 x 27.0	91	0.0051	810	500/D
35	19/1.53	1.2	10	7/1.35	0.6	1.4	12.0 x 27.0	14.5 x 31.0	113	0.0043	1070	500/D

WWW.KORATGROUP.COM

Copyright 2005 ©. www.bangkokcable.com
All Rights Reserved. Design & Update by :: TEAM IT bangkokcable.com

300 V 70°C VAF-GRD

TIS 11-2531, TABLE 11 (3 CORE)

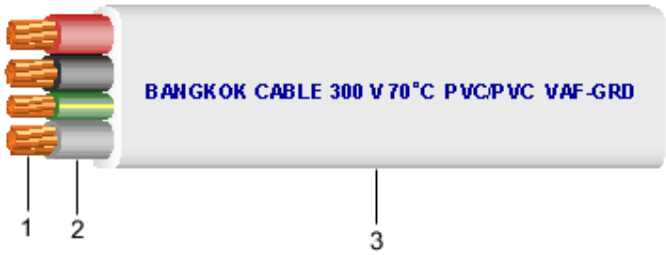

Construction :

1. Conductor : Solid or concentric stranded annealed copper wires
2. Insulation : Polyvinyl chloride (PVC)
   Identification : Phase - Gray ,Black and Red color
   Ground - Green/Yellow color
3. Sheath : Polyvinyl chloride (PVC), White color

Application :

For surface wiring, concealed wiring in wooden partition or above ceiling, embedded in plaster, dry location.

Phase Conductor			Ground Conductor			Thickness of sheath	Overall diameter		Current rating in air	Minimum insulation resistance (at 70°C)	Cable weight approx.	Standard Length
Nominal cross-sectional area sq.mm	No.& dia. of wires No./mm	Thickness of insulation mm	Nominal cross-sectional area sq.mm	No.& dia. of wires No./mm	Thickness of insulation mm	mm	lower limit mm	upper limit mm	A	Mohm-km	kg/km	m
1	1/1.13	0.6	1	1/1.13	0.6	0.9	4.0 x 10.5	4.8 x 12.5	11	0.0115	95	100/C
1	7/0.40	0.6	1	7/0.40	0.6	0.9	4.0 x 11.0	5.0 x 13.5	11	0.0110	95	100/C
1.5	1/1.38	0.6	1	1/1.13	0.6	1.2	4.8 x 12.0	5.8 x 14.0	14	0.0100	130	100/C
1.5	7/0.50	0.6	1	7/0.40	0.6	1.2	4.9 x 12.5	6.0 x 15.0	14	0.0094	130	100/C
2.5	1/1.78	0.7	1.5	1/1.38	0.6	1.2	5.4 x 14.0	6.4 x 16.5	19	0.0092	180	100/C
2.5	7/0.67	0.7	1.5	7/0.50	0.6	1.2	5.6 x 14.5	6.8 x 17.5	19	0.0084	180	100/C
4	1/2.25	0.8	2.5	1/1.78	0.6	1.2	6.0 x 16.0	7.2 x 19.0	25	0.0086	260	100/C
4	7/0.85	0.8	2.5	7/0.67	0.6	1.2	6.2 x 17.5	7.6 x 20.5	25	0.0078	260	100/C
6	7/1.04	0.8	4	7/0.85	0.6	1.2	6.8 x 19.5	8.2 x 22.5	33	0.0066	370	100/C
10	7/1.35	0.9	4	7/0.85	0.6	1.2	8.0 x 22.5	9.4 x 26.0	42	0.0059	520	100/C
16	7/1.70	1.0	6	7/1.04	0.6	1.4	9.6 x 27.5	11.0 x 31.5	56	0.0053	860	100/C

WWW.KOBATGROUP.COM

Copyright 2005 ©. www.bangkokcable.com
All Rights Reserved. Design & Update by :: TEAM IT bangkokcable.com

300 V 70°C VFF

TIS 11-2531 TABLE 10 (2 CORE)

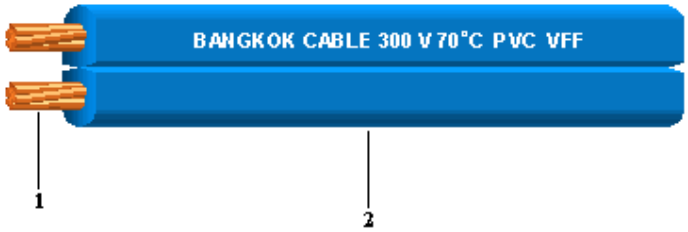

Construction :

1. Conductor : Bunch stranded annealed copper wires
2. Insulation : Polyvinyl chloride (PVC) Gray, Black, White, Green or Blue color

Application :

For using mainly for small indoor electrical appliances such as desk-lamp, radios, fans, electric hot plates ect.

Conductor		Thickness of insulation	Overall diameter		Current rating in air	Minimum insulation resistance (at 70°C)	Cable weight (Approx.)	Standard Length
Nominal cross-sectional area sq.mm	No.& dia. of wires No./mm	mm	lower limit mm	upper limit mm	A	Mohm-km	kg/km	m
0.5	16/0.20	0.8	2.4 x 4.9	3.2 x 6.2	9	0.0160	22	100/C
0.5	28/0.15	0.8	2.4 x 4.8	3.2 x 6.2	9	0.0160	22	100/C
0.75	24/0.20	0.8	2.6 x 5.2	3.4 x 6.6	11	0.0140	28	100/C
0.75	42/0.15	0.8	2.6 x 5.2	3.4 x 6.6	11	0.0140	28	100/C
1	32/0.20	0.8	2.8 x 5.6	3.6 x 7.0	13	0.0127	33	100/C
1.5	30/0.25	0.8	3.0 x 6.0	3.9 x 7.6	17	0.0111	44	100/C
2.5	50/0.25	0.8	3.5 x 7.0	4.8 x 9.4	24	0.0092	65	100/C

WWW.KORATGROUP.COM

Copyright 2005 ©. www.bangkokcable.com
All Rights Reserved. Design & Update by :: TEAM IT bangkokcable.com

300 V 70°C VFF-GRD

TIS 11-2531 TABLE 16 (2 CORE)

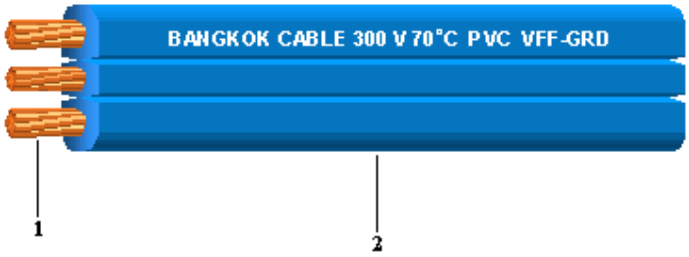

Construction :

1. Conductor : Bunch stranded annealed copper wires
2. Insulation : Polyvinyl chloride (PVC) Gray, Black, Blue, Green or other color

Application :

For using mainly for small indoor electrical appliances such as desk-lamp, radios, fans, electric hot plates ect.

Phase conductor			Ground conductor			Overall diameter		Current rating in air	Minimum insulation resistance (at 70°C)	Cable weight (Approx.)	Standard Length
Nominal cross-sectional area sq.mm	No.& dia. of wires No./mm	Thickness of insulation mm	Nominal cross-sectional area sq.mm	No.& dia. of wires No./mm	Thickness of insulation mm	lower limit mm	upper limit mm	A	Mohm-km	kg/km	m
1	32/0.20	0.8	1	32/0.20	0.6	2.8 x 8.0	3.6 x 9.8	13	0.0127	50	100/C
1.5	30/0.25	0.8	1	32/0.20	0.6	3.0 x 8.6	3.9 x 10.5	17	0.0111	60	100/C
2.5	50/0.25	0.8	1.5	30/0.25	0.6	3.5 x 9.6	4.8 x 12.5	23	0.0092	90	100/C

WWW.KORATGROUP.COM

Copyright 2005 ©. www.bangkokcable.com
All Rights Reserved. Design & Update by :: TEAM IT bangkokcable.com

300 V 70°C VSF

TIS 11-2531 TABLE 10 (1 CORE)

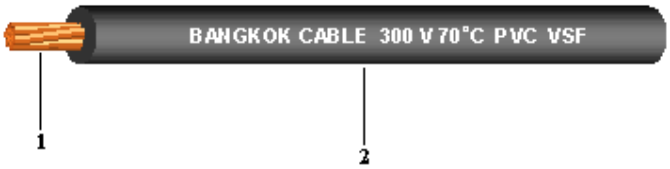

Construction :

1. Conductor : Bunch stranded annealed copper wires
2. Insulation : Polyvinyl chloride (PVC) (any color as requested)

Application :

For marking cores conncetion between termanals inside appliances, instruments or apparatus.

Conductor		Thickness of insulation	Overall diameter	Current rating in air	Minimum insulation resistance (at 70°C)	Cable weight (Approx.)	Standard Length
Nominal cross-sectional area sq.mm	No.& dia. of wires No./mm	mm	mm	A	Mohm-km	kg/km	m
0.5	16/0.20	0.8	3.2	10	0.0160	12	100/C
0.5	28/0.15	0.8	3.2	10	0.0160	12	100/C
0.75	24/0.20	0.8	3.4	12	0.0140	15	100/C
0.75	42/0.15	0.8	3.4	12	0.0140	15	100/C
1	32/0.20	0.8	3.6	16	0.0127	18	100/C
1.5	30/0.25	0.8	3.9	19	0.0111	23	100/C
2.5	50/0.25	0.8	4.8	26	0.0092	35	100/C

WWW.KORATGROUP.COM

Copyright 2005 ©. www.bangkokcable.com
All Rights Reserved. Design & Update by :: TEAM IT bangkokcable.com

750 V 70°C THW

TIS 11-2531, TABLE 4 (1 CORE)



Construction :

1. Conductor : Solid or concentric stranded annealed copper wires
2. Insulation : Polyvinyl chloride (PVC)

   Identification : White, Black, Red, Blue, Green or other color

Application :

For Building wiring, installation on insulator or in raceway, dry location.

Conductor		Thickness of insulation	Overall diameter	Current rating in air	Minimum insulation resistance (at 70°C)	Cable weight (Approx.)	Standard Length
Nominal cross-sectional area sq.mm	No.& dia. of wires No./mm	mm	mm	A	Mohm-km	kg/km	m
0.5	1/0.80	0.8	3.0	11	0.0175	11	100/C
1	1/1.13	0.8	3.3	16	0.0141	17	100/C
1	7/0.40	0.8	3.5	16	0.0135	17	100/C
1.5	1/1.38	0.8	3.6	21	0.0123	22	100/C
1.5	7/0.50	0.8	3.8	21	0.0116	22	100/C
2.5	1/1.78	0.8	4.0	29	0.0102	31	100/C
2.5	7/0.67	0.8	4.3	29	0.0093	31	100/C
4	1/2.25	0.9	4.8	39	0.0094	50	100/C
4	7/0.85	0.9	5.2	39	0.0085	50	100/C
6	7/1.04	0.9	5.8	51	0.0073	75	100/C
10	7/1.35	1.1	7.2	70	0.0069	120	100/C
16	7/1.70	1.1	8.4	96	0.0057	180	100/C
25	7/2.14	1.3	10.5	127	0.0054	290	100/C
35	19/1.53	1.3	11.5	157	0.0047	380	100/C
50	19/1.78	1.5	13.5	191	0.0046	540	500/D
70	19/2.14	1.5	15.5	244	0.0039	720	500/D
95	19/2.52	1.7	18.0	297	0.0038	1000	500/D
120	37/2.03	1.7	19.5	345	0.0034	1240	500/D
150	37/2.25	1.9	21.5	397	0.0034	1520	500/D
185	37/2.52	2.1	24.0	453	0.0034	1900	500/D
240	61/2.25	2.3	27.0	535	0.0033	2480	500/D
300	61/2.52	2.5	30.0	617	0.0032	3100	500/D
400	61/2.85	2.7	33.5	741	0.0030	3950	300/D
500	61/3.20	3.1	38.0	854	0.0031	5150	300/D

WWW.KORATGROUP.COM

Copyright 2005 ©. www.bangkokcable.com
All Rights Reserved. Design & Update by :: TEAM IT bangkokcable.com

750 V 70°C VCT

TIS 11-2531 TABLE 9 (1 CORE)



Construction :

1. Conductor : Bunch stranded annealed copper wires
2. Insulation : Polyvinyl chloride (PVC) Black color
3. Sheath : Polyvinyl chloride (PVC) Black color

Application :

For mobile-equipment used in mines, factories, farms or household appliances.

Conductor		Thickness of insulation	Thickness of Sheath	Overall diameter	Current rating in air	Minimum insulation resistance (at 70°C)	Cable weight (Approx.)	Standard Length
Nominal cross-sectional area sq.mm	No.& dia. of wires No./mm	mm	mm	mm	A	Mohm-km	kg/km	m
0.5	16/0.20	0.8	1.0	5.4	11	0.0160	29	100/C
0.75	24/0.20	0.8	1.0	5.6	14	0.0140	33	100/C
1	32/0.20	0.8	1.2	6.2	17	0.0127	41	100/C
1.5	30/0.25	0.8	1.2	6.6	20	0.0111	48	100/C
2.5	50/0.25	0.8	1.2	7.4	29	0.0092	60	100/C
4	56/0.30	0.9	1.4	8.6	37	0.0084	90	100/C
6	84/0.30	0.9	1.4	9.4	48	0.0071	110	100/C
10	80/0.40	1.1	1.8	12.0	68	0.0068	210	500/D
16	126/0.40	1.1	1.8	13.5	90	0.0050	270	500/D
25	196/0.40	1.3	2.2	16.0	119	0.0048	410	500/D
35	276/0.40	1.3	2.2	17.5	148	0.0041	540	500/D
50	396/0.40	1.5	2.6	21.0	185	0.0040	750	500/D
70	360/0.50	1.5	2.6	23.0	230	0.0034	980	500/D
95	475/0.50	1.7	3.0	26.5	271	0.0034	1300	500/D

WWW.KORATGROUP.COM

Copyright 2005 ©. www.bangkokcable.com
All Rights Reserved. Design & Update by :: TEAM IT bangkokcable.com

750 V 70°C VCT

TIS 11-2531 TABLE 9 (2 CORE)

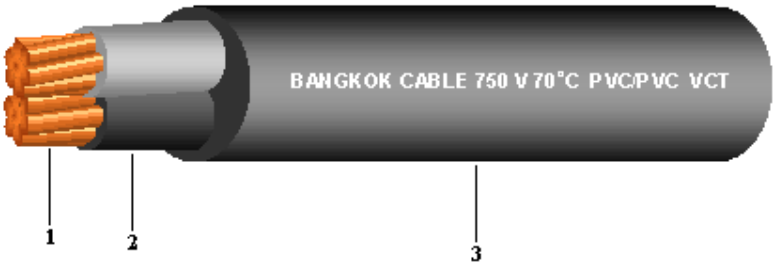

Construction :

1. Conductor : Bunch stranded annealed copper wires
2. Insulation : Polyvinyl chloride (PVC)
   Identification : Gray and Black color
3. Sheath : Polyvinyl chloride (PVC) Black color

Application :

For mobile-equipment used in mines, factories, farms or household appliances.

Conductor		Thickness of insulation	Thickness of Sheath	Overall diameter	Current rating in air	Minimum insulation resistance (at 70°C)	Cable weight (Approx.)	Standard Length
Nominal cross-sectional area sq.mm	No.& dia. of wires No./mm	mm	mm	mm	A	Mohm-km	kg/km	m
0.5	16/0.20	0.8	1.2	8.8	10	0.0160	80	100/C
0.75	24/0.20	0.8	1.2	9.2	13	0.0140	90	100/C
1	32/0.20	0.8	1.2	9.6	16	0.0127	95	100/C
1.5	30/0.25	0.8	1.4	11.0	19	0.0111	120	100/C
2.5	50/0.25	0.8	1.4	12.5	26	0.0092	160	100/C
4	56/0.30	0.9	1.6	14.5	35	0.0084	230	100/C
6	84/0.30	0.9	1.6	16.0	44	0.0071	290	100/C
10	80/0.40	1.1	1.8	20.0	63	0.0068	510	500/D
16	126/0.40	1.1	2.2	23.0	84	0.0050	710	500/D
25	196/0.40	1.3	2.4	27.5	107	0.0048	1030	500/D
35	276/0.40	1.3	2.6	31.0	133	0.0041	1380	500/D

WWW.KORATGROUP.COM

Copyright 2005 ©. www.bangkokcable.com
All Rights Reserved. Design & Update by :: TEAM IT bangkokcable.com

750 V 70°C VCT

TIS 11-2531 TABLE 9 (3 CORE)

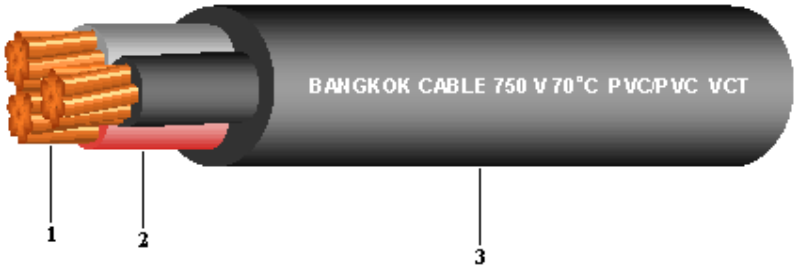

Construction :

1. Conductor : Bunch stranded annealed copper wires
2. Insulation : Polyvinyl chloride (PVC)
   Identification : Gray, Black and Red color
3. Sheath : Polyvinyl chloride (PVC) Black color

Application :

For mobile-equipment used in mines, factories, farms or household appliances.

Conductor		Thickness of insulation	Thickness of Sheath	Overall diameter	Current rating in air	Minimum insulation resistance (at 70°C)	Cable weight (Approx.)	Standard Length
Nominal cross-sectional area sq.mm	No.& dia. of wires No./mm	mm	mm	mm	A	Mohm-km	kg/km	m
0.5	16/0.20	0.8	1.2	9.2	9	0.0160	90	100/C
0.75	24/0.20	0.8	1.2	9.6	11	0.0140	100	100/C
1	32/0.20	0.8	1.4	10.5	12	0.0127	120	100/C
1.5	30/0.25	0.8	1.4	11.5	16	0.0111	140	100/C
2.5	50/0.25	0.8	1.4	13.0	23	0.0092	190	100/C
4	56/0.30	0.9	1.6	15.5	30	0.0084	280	100/C
6	84/0.30	0.9	1.8	17.5	39	0.0071	370	100/C
10	80/0.40	1.1	2.0	21.5	53	0.0068	650	500/D
16	126/0.40	1.1	2.4	25.0	71	0.0050	900	500/D
25	196/0.40	1.3	2.6	30.0	90	0.0048	1320	500/D
35	276/0.40	1.3	2.8	33.5	112	0.0041	1770	500/D

WWW.KORATGROUP.COM

Copyright 2005 ©. www.bangkokcable.com
All Rights Reserved. Design & Update by :: TEAM IT bangkokcable.com

750 V 70°C VCT

TIS 11-2531 TABLE 9 (4 CORE)



Construction :

1. Conductor : Bunch stranded annealed copper wires
2. Insulation : Polyvinyl chloride (PVC)
   Identification : Gray, Black, Red and Blue color
3. Sheath : Polyvinyl chloride (PVC) Black color

Application :

For mobile-equipment used in mines, factories, farms or household appliances.

Conductor		Thickness of insulation	Thickness of Sheath	Overall diameter	Current rating in air	Minimum insulation resistance (at 70°C)	Cable weight (Approx.)	Standard Length
Nominal cross-sectional area sq.mm	No.& dia. of wires No./mm	mm	mm	mm	A	Mohm-km	kg/km	m
0.5	16/0.20	0.8	1.4	10.5	8	0.0160	110	100/C
0.75	24/0.20	0.8	1.4	11.0	10	0.0140	130	100/C
1	32/0.20	0.8	1.6	12.0	12	0.0127	150	100/C
1.5	30/0.25	0.8	1.6	12.5	14	0.0111	180	100/C
2.5	50/0.25	0.8	1.6	15.0	20	0.0092	240	100/C
4	56/0.30	0.9	1.8	17.0	27	0.0084	350	100/C
6	84/0.30	0.9	2.0	19.5	35	0.0071	480	100/C
10	80/0.40	1.1	2.2	24.0	49	0.0068	820	500/D
16	126/0.40	1.1	2.6	28.0	63	0.0050	1150	500/D
25	196/0.40	1.3	2.8	33.0	81	0.0048	1680	500/D
35	276/0.40	1.3	3.1	37.0	101	0.0041	2290	500/D

WWW.KORATGROUP.COM

Copyright 2005 ©. www.bangkokcable.com
All Rights Reserved. Design & Update by :: TEAM IT bangkokcable.com

750 V 70°C VCT-GRD

TIS 11-2531 TABLE 15 (2 CORE)

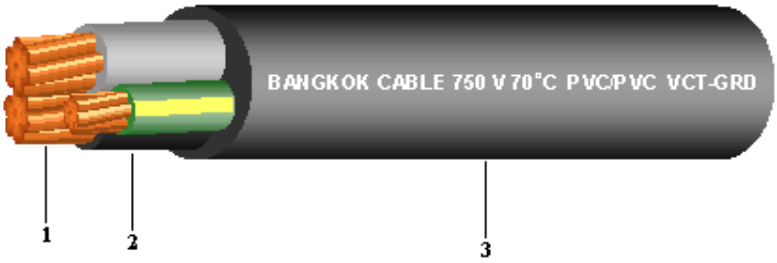

Construction :

1. Conductor : Bunch stranded annealed copper wires
2. Insulation : Polyvinyl chloride (PVC)
   Identification : Phase - Gray and Black color
   Ground - Green/Yellow color
3. Sheath : Polyvinyl chloride (PVC) Black color

Application :

For mobile-equipment used in mines, factories, farms or household appliances.

Phase conductor			Ground conductor			Thickness of Sheath	Overall diameter	Current rating in air	Minimum insulation resistance (at 70°C)	Cable weight (Approx.)	Standard Length
Nominal cross-sectional area	No.& dia. of wires	Thickness of insulation	Nominal cross-sectional area	No.& dia. of wires	Thickness of insulation						
sq.mm	No./mm	mm	sq.mm	No./mm	mm	mm	mm	A	Mohm-km	kg/km	m
1	32/0.20	0.8	1	32/0.20	0.6	1.2	10.5	15	0.0127	110	100/C
1.5	30/0.25	0.8	1	32/0.20	0.6	1.4	11.5	19	0.0111	130	100/C
2.5	50/0.25	0.8	1.5	30/0.25	0.6	1.4	13.0	26	0.0092	170	100/C
4	56/0.30	0.9	2.5	50/0.25	0.6	1.6	15.5	34	0.0084	250	100/C
6	84/0.30	0.9	4	56/0.30	0.6	1.6	17.0	44	0.0071	320	100/C
10	80/0.40	1.1	4	56/0.30	0.6	1.8	20.0	62	0.0068	520	500/D
16	126/0.40	1.1	6	84/0.30	0.6	2.2	23.0	83	0.0050	730	500/D
25	196/0.40	1.3	6	84/0.30	0.6	2.4	27.5	106	0.0048	1030	500/D
35	276/0.40	1.3	10	80/0.40	0.6	2.6	31.0	133	0.0041	1410	500/D

WWW.KORATGROUP.COM

Copyright 2005 ©. www.bangkokcable.com
All Rights Reserved. Design & Update by :: TEAM IT bangkokcable.com

750 V 70°C VCT-GRD

TIS 11-2531 TABLE 15 (3 CORE)

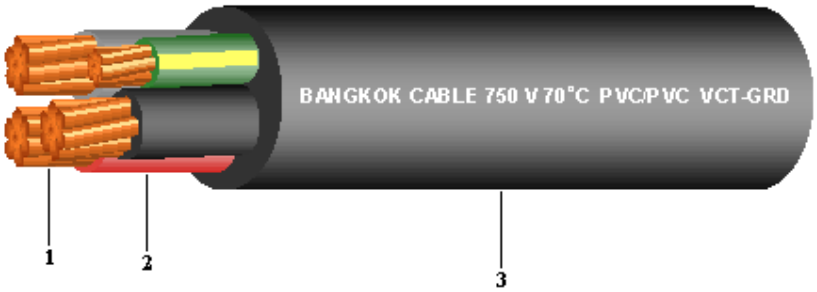

Construction :

1. Conductor : Bunch stranded annealed copper wires
2. Insulation : Polyvinyl chloride (PVC)
   Identification : Phase - Gray, Black and Red color
   Ground - Green/Yellow color
3. Sheath : Polyvinyl chloride (PVC) Black color

Application :

For mobile-equipment used in mines, factories, farms or household appliances.

Phase conductor			Ground conductor			Thickness of Sheath	Overall diameter	Current rating in air	Minimum insulation resistance (at 70°C)	Cable weight (Approx.)	Standard Length
Nominal cross-sectional area	No.& dia. of wires	Thickness of insulation	Nominal cross-sectional area	No.& dia. of wires	Thickness of insulation						
sq.mm	No./mm	mm	sq.mm	No./mm	mm	mm	mm	A	Mohm-km	kg/km	m
1	32/0.20	0.8	1	32/0.20	0.6	1.4	11.5	13	0.0127	140	100/C
1.5	30/0.25	0.8	1	32/0.20	0.6	1.4	12.5	16	0.0111	160	100/C
2.5	50/0.25	0.8	1.5	30/0.25	0.6	1.4	14.5	22	0.0092	210	100/C
4	56/0.30	0.9	2.5	50/0.25	0.6	1.6	17.0	29	0.0084	310	100/C
6	84/0.30	0.9	4	56/0.30	0.6	1.8	19.0	38	0.0071	420	100/C
10	80/0.40	1.1	4	56/0.30	0.6	2.0	23.5	53	0.0068	680	500/D
16	126/0.40	1.1	6	84/0.30	0.6	2.4	27.5	70	0.0050	950	500/D
25	196/0.40	1.3	6	84/0.30	0.6	2.6	32.5	91	0.0048	1350	500/D
35	276/0.40	1.3	10	80/0.40	0.6	2.8	36.5	112	0.0041	1860	500/D

WWW.KORATGROUP.COM

Copyright 2005 ©. www.bangkokcable.com
All Rights Reserved. Design & Update by :: TEAM IT bangkokcable.com

750 V 70°C VCT-GRD

TIS 11-2531 TABLE 15 (4 CORE)

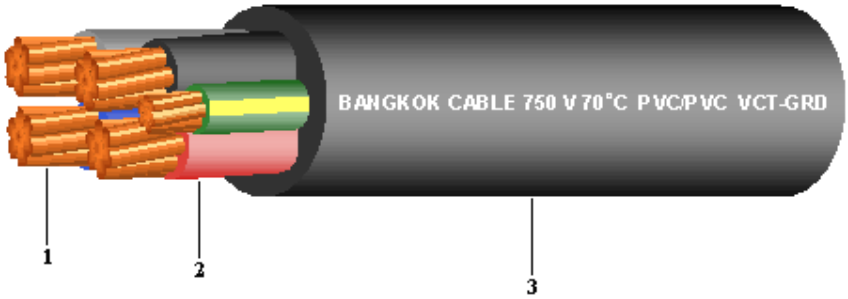

Construction :

1. Conductor : Bunch stranded annealed copper wires
2. Insulation : Polyvinyl chloride (PVC)
   Identification : Phase - Gray, Black, Red and Blue color
   Ground - Green/Yellow color
3. Sheath : Polyvinyl chloride (PVC) Black color

Application :

For mobile-equipment used in mines, factories, farms or household appliances.

Phase conductor			Ground conductor			Thickness of Sheath	Overall diameter	Current rating in air	Minimum insulation resistance (at 70°C)	Cable weight (Approx.)	Standard Length
Nominal cross-sectional area	No.& dia. of wires	Thickness of insulation	Nominal cross-sectional area	No.& dia. of wires	Thickness of insulation						
sq.mm	No./mm	mm	sq.mm	No./mm	mm	mm	mm	A	Mohm-km	kg/km	m
1	32/0.20	0.8	1	32/0.20	0.6	1.6	13.0	12	0.0127	180	100/C
1.5	30/0.25	0.8	1	32/0.20	0.6	1.6	13.5	14	0.0111	210	100/C
2.5	50/0.25	0.8	1.5	30/0.25	0.6	1.6	16.0	20	0.0092	280	100/C
4	56/0.30	0.9	2.5	50/0.25	0.6	1.8	18.5	27	0.0084	400	100/C
6	84/0.30	0.9	4	56/0.30	0.6	2.0	21.0	33	0.0071	530	100/C
10	80/0.40	1.1	4	56/0.30	0.6	2.2	26.0	48	0.0068	1080	500/D
16	126/0.40	1.1	6	84/0.30	0.6	2.6	30.5	63	0.0050	1280	500/D
25	196/0.40	1.3	6	84/0.30	0.6	2.8	36.0	81	0.0048	1810	500/D
35	276/0.40	1.3	10	80/0.40	0.6	3.1	40.5	101	0.0041	2430	500/D

WWW.KORATGROUP.COM

Copyright 2005 ©. www.bangkokcable.com
All Rights Reserved. Design & Update by :: TEAM IT bangkokcable.com

750V 70°C NYY

TIS 11-2531, TABLE 6 (1 CORE)



Construction :

1. Conductor : Solid or concentric stranded annealed copper wires
2. Insulation : Polyvinyl chloride (PVC), Black color
3. Sheath : Polyvinyl chloride (PVC), Black color

Application :

For installation exposed or in raceway, dry or wet location or direct burial in ground.

Conductor		Thickness of insulation	Thickness of Sheath	Overall diameter	Current rating		Minimum insulation resistance (at 70°C)	Cable weight (Approx.)	Standard Length
Nominal cross-sectional area	No.& dia. of wires				in air	in ground			
sq.mm	No./mm	mm	mm	mm	A	A	Mohm-km	kg/km	m
1	1/1.13	1.5	1.8	8.6	18	23	0.0207	80	100/C
1	7/0.40	1.5	1.8	8.8	18	23	0.0200	80	100/C
1.5	1/1.38	1.5	1.8	9.0	23	29	0.0184	90	100/C
1.5	7/0.50	1.5	1.8	9.2	23	29	0.0175	90	100/C
2.5	1/1.78	1.5	1.8	9.4	30	38	0.0157	100	100/C
2.5	7/0.67	1.5	1.8	9.8	30	38	0.0146	100	100/C
4	1/2.25	1.5	1.8	10.0	40	49	0.0135	130	100/C
4	7/0.85	1.5	1.8	10.5	40	49	0.0124	130	100/C
6	7/1.04	1.5	1.8	11.0	51	62	0.0107	160	100/C
10	7/1.35	1.5	1.8	12.0	68	82	0.0088	210	500/D
16	7/1.70	1.5	1.8	13.0	91	107	0.0074	280	500/D
25	7/2.14	1.5	1.8	14.5	120	138	0.0061	390	500/D
35	19/1.53	1.5	1.8	16.0	149	168	0.0053	500	500/D
50	19/1.78	1.5	1.8	17.0	179	198	0.0046	660	500/D
70	19/2.14	1.5	1.8	19.0	225	244	0.0039	850	500/D
95	19/2.52	1.7	1.8	21.5	277	292	0.0038	1150	500/D
120	37/2.03	1.7	1.8	23.0	320	332	0.0034	1400	500/D
150	37/2.25	1.9	2.0	26.0	364	372	0.0034	1720	500/D
185	37/2.52	2.1	2.0	28.0	418	421	0.0034	2130	500/D
240	61/2.25	2.3	2.2	31.5	501	507	0.0033	2760	500/D
300	61/2.52	2.5	2.2	35.0	568	582	0.0032	3400	300/D
400	61/2.85	2.7	2.2	38.5	660	686	0.0030	4290	300/D
500	61/3.20	3.1	2.4	43.0	760	800	0.0031	5570	300/D

WWW.KORATGROUP.COM

Copyright 2005 ©. www.bangkokcable.com
All Rights Reserved. Design & Update by :: TEAM IT bangkokcable.com

750V 70°C NYY

TIS 11-2531, TABLE 7 (2 CORE)

Construction :

1. Conductor : Solid or concentric stranded annealed copper wires
2. Insulation : Polyvinyl chloride (PVC)
   Identification : Gray and Black color
3. Inner Sheath : Polyvinyl chloride (PVC), Black color
4. Outer Sheath : Polyvinyl chloride (PVC), Black color

Application :

For installation exposed or in raceway, dry or wet location or direct burial in ground.

Conductor		Thickness of insulation	Thickness of inner Sheath	Thickness of outer Sheath	Overall diameter	Current rating		Minimum insulation resistance (at 70°C)	Cable weight (Approx.)	Standard Length
Nominal cross-sectional area	No.& dia. of wires					in air	in ground			
sq.mm	No./mm	mm	mm	mm	mm	A	A	Mohm-km	kg/km	m
1	1/1.13	0.8	0.8	1.8	12.0	16	22	0.0141	160	100/C
1	7/0.40	0.8	0.8	1.8	12.5	16	22	0.0135	160	100/C
1.5	1/1.38	0.8	0.8	1.8	12.5	20	28	0.0123	180	100/C
1.5	7/0.50	0.8	0.8	1.8	13.0	20	28	0.0116	180	100/C
2.5	1/1.78	0.8	0.8	1.8	13.5	26	36	0.0102	210	100/C
2.5	7/0.67	0.8	0.8	1.8	14.0	26	36	0.0093	210	100/C
4	1/2.25	0.9	0.8	1.8	15.0	35	49	0.0094	280	100/C
4	7/0.85	0.9	0.8	1.8	15.5	35	49	0.0085	280	100/C
6	7/1.04	0.9	0.8	1.8	17.0	44	61	0.0073	370	100/C
10	7/1.35	1.1	0.8	1.8	19.5	62	83	0.0069	530	500/D
16	7/1.70	1.1	0.8	2.0	22.5	81	106	0.0057	720	500/D
25	7/2.14	1.3	1.2	2.0	27.0	108	138	0.0054	1090	500/D
35	19/1.53	1.3	1.2	2.0	29.5	132	167	0.0047	1360	500/D
50	19/1.78	1.5	1.2	2.2	33.5	160	199	0.0046	1880	500/D
70	19/2.14	1.5	1.5	2.2	38.0	199	244	0.0039	2430	500/D
95	19/2.52	1.7	1.5	2.2	42.5	242	293	0.0038	3220	500/D
120	37/2.03	1.7	1.5	2.4	46.5	283	335	0.0034	3940	500/D
150	37/2.25	1.9	1.8	2.6	52.0	325	375	0.0034	4840	300/D
185	37/2.52	2.1	1.8	2.8	57.0	373	422	0.0034	5970	300/D
240	61/2.25	2.3	2.0	3.0	64.0	442	486	0.0033	7700	300/D
300	61/2.52	2.5	2.2	3.2	70.5	510	550	0.0032	9450	200/D

WWW.KORATGROUP.COM

Copyright 2005 ©. www.bangkokcable.com
All Rights Reserved. Design & Update by :: TEAM IT bangkokcable.com

750V 70°C NYY

TIS 11-2531, TABLE 7 (3 CORE)

Construction :

1. Conductor : Solid or concentric stranded annealed copper wires
2. Insulation : Polyvinyl chloride (PVC)
   Identification : Gray, Black and Red color
3. Inner Sheath : Polyvinyl chloride (PVC), Black color
4. Outer Sheath : Polyvinyl chloride (PVC), Black color

Application :

For installation exposed or in raceway, dry or wet location or direct burial in ground.

Conductor		Thickness of insulation	Thickness of inner Sheath	Thickness of outer Sheath	Overall diameter	Current rating		Minimum insulation resistance (at 70°C)	Cable weight (Approx.)	Standard Length
Nominal cross-sectional area sq.mm	No.& dia. of wires No./mm	mm	mm	mm	mm	in air A	in ground A	Mohm-km	kg/km	m
1	1/1.13	0.8	0.8	1.8	12.5	13	19	0.0141	180	100/C
1	7/0.40	0.8	0.8	1.8	13.0	13	19	0.0135	180	100/C
1.5	1/1.38	0.8	0.8	1.8	13.0	17	23	0.0123	200	100/C
1.5	7/0.50	0.8	0.8	1.8	13.5	17	23	0.0116	200	100/C
2.5	1/1.78	0.8	0.8	1.8	14.0	23	32	0.0102	250	100/C
2.5	7/0.67	0.8	0.8	1.8	15.0	23	32	0.0093	250	100/C
4	1/2.25	0.9	0.8	1.8	15.5	30	41	0.0094	330	100/C
4	7/0.85	0.9	0.8	1.8	16.5	30	41	0.0085	330	100/C
6	7/1.04	0.9	0.8	1.8	18.0	39	52	0.0073	440	100/C
10	7/1.35	1.1	0.8	1.8	20.5	52	70	0.0069	640	500/D
16	7/1.70	1.1	1.2	2.0	24.5	70	90	0.0057	930	500/D
25	7/2.14	1.3	1.2	2.0	28.5	92	116	0.0054	1360	500/D
35	19/1.53	1.3	1.2	2.0	31.5	112	140	0.0047	1730	500/D
50	19/1.78	1.5	1.5	2.2	36.0	134	165	0.0046	2440	500/D
70	19/2.14	1.5	1.5	2.2	40.5	167	203	0.0039	3110	500/D
95	19/2.52	1.7	1.5	2.4	46.0	205	242	0.0038	4180	500/D
120	37/2.03	1.7	1.8	2.6	50.5	239	277	0.0034	5190	300/D
150	37/2.25	1.9	1.8	2.8	56.0	273	310	0.0034	6300	300/D
185	37/2.52	2.1	2.0	3.0	61.5	315	350	0.0034	7840	300/D
240	61/2.25	2.3	2.0	3.2	69.0	373	404	0.0033	10060	200/D
300	61/2.52	2.5	2.2	3.4	76.0	429	455	0.0032	12450	200/D

WWW.KORATGROUP.COM

Copyright 2005 ©. www.bangkokcable.com
All Rights Reserved. Design & Update by :: TEAM IT bangkokcable.com

750V 70°C NYY

TIS 11-2531, TABLE 7 (4 CORE)

Construction :

1. Conductor : Solid or concentric stranded annealed copper wires
2. Insulation : Polyvinyl chloride (PVC)
   Identification : Gray, Black, Red and Blue color
3. Inner Sheath : Polyvinyl chloride (PVC), Black color
4. Outer Sheath : Polyvinyl chloride (PVC), Black color

Application :

For installation exposed or in raceway, dry or wet location or direct burial in ground.

Conductor		Thickness of insulation	Thickness of inner Sheath	Thickness of outer Sheath	Overall diameter	Current rating		Minimum insulation resistance (at 70°C)	Cable weight (Approx.)	Standard Length
Nominal cross-sectional area	No.& dia. of wires					in air	in ground			
sq.mm	No./mm	mm	mm	mm	mm	A	A	Mohm-km	kg/km	m
1	1/1.13	0.8	0.8	1.8	13.5	12	17	0.0141	200	100/C
1	7/0.40	0.8	0.8	1.8	14.0	12	17	0.0135	200	100/C
1.5	1/1.38	0.8	0.8	1.8	14.0	16	22	0.0123	230	100/C
1.5	7/0.50	0.8	0.8	1.8	14.5	16	22	0.0116	230	100/C
2.5	1/1.78	0.8	0.8	1.8	15.0	20	28	0.0102	290	100/C
2.5	7/0.67	0.8	0.8	1.8	16.0	20	28	0.0093	290	100/C
4	1/2.25	0.9	0.8	1.8	17.0	27	37	0.0094	390	100/C
4	7/0.85	0.9	0.8	1.8	17.5	27	37	0.0085	390	100/C
6	7/1.04	0.9	0.8	1.8	19.0	34	46	0.0073	530	100/C
10	7/1.35	1.1	0.8	2.0	23.0	46	61	0.0069	810	500/D
16	7/1.70	1.1	1.2	2.0	26.5	63	80	0.0057	1160	500/D
25	7/2.14	1.3	1.2	2.0	31.0	83	104	0.0054	1700	500/D
35	19/1.53	1.3	1.5	2.2	35.0	111	124	0.0047	2240	500/D
50	19/1.78	1.5	1.5	2.2	39.5	119	146	0.0046	3070	500/D
70	19/2.14	1.5	1.5	2.4	44.5	150	179	0.0039	3970	500/D
95	19/2.52	1.7	1.8	2.6	51.5	185	214	0.0038	5410	300/D
120	37/2.03	1.7	1.8	2.8	56.0	216	244	0.0034	6640	300/D
150	37/2.25	1.9	2.0	3.0	62.0	247	274	0.0034	8130	300/D
185	37/2.52	2.1	2.0	3.2	68.0	285	309	0.0034	10050	200/D
240	61/2.25	2.3	2.2	3.4	76.5	340	359	0.0033	12960	200/D
300	61/2.52	2.5	2.2	3.8	85.0	389	403	0.0032	16040	200/D

WWW.KORATGROUP.COM

Copyright 2005 ©. www.bangkokcable.com
All Rights Reserved. Design & Update by :: TEAM IT bangkokcable.com

750V 70°C NYY-GRD

TIS 11-2531, TABLE 14 (2 CORE)

Construction :

1. Conductor : Solid or concentric stranded annealed copper wires
2. Insulation : Polyvinyl chloride (PVC)
   Identification : Phase - Gray and Black color
   Ground - Green/Yellow color
3. Inner Sheath : Polyvinyl chloride (PVC), Black color
4. Outer Sheath : Polyvinyl chloride (PVC), Black color

Application :

For installation exposed or in raceway, dry or wet location or direct burial in ground.

Phase conductor			Ground conductor			Thickness of inner Sheath	Thickness of outer Sheath	Overall diameter	Current rating		Minimum insulation resistance (at 70°C)	Cable weight (Approx.)	Standard Length
Nominal cross-sectional area sq.mm	No.& dia. of wires No./mm	Thickness of insulation mm	Nominal cross-sectional area sq.mm	No.& dia. of wires No./mm	Thickness of insulation mm	mm	mm	mm	in air A	in ground A	Mohm-km	kg/km	m
1	1/1.13	0.8	1	1/1.13	0.6	0.8	1.8	12.5	16	22	0.0141	170	500/D
1	7/0.40	0.8	1	7/0.40	0.6	0.8	1.8	13.0	16	22	0.0135	170	500/D
1.5	1/1.38	0.8	1	1/1.13	0.6	0.8	1.8	13.0	20	27	0.0123	190	500/D
1.5	7/0.50	0.8	1	7/0.40	0.6	0.8	1.8	13.5	20	27	0.0116	190	500/D
2.5	1/1.78	0.8	1.5	1/1.38	0.6	0.8	1.8	14.0	26	35	0.0102	230	500/D
2.5	7/0.67	0.8	1.5	7/0.50	0.6	0.8	1.8	15.0	26	35	0.0093	230	500/D
4	1/2.25	0.9	2.5	1/1.78	0.6	0.8	1.8	15.5	34	48	0.0094	300	500/D
4	7/0.85	0.9	2.5	7/0.67	0.6	0.8	1.8	16.5	34	48	0.0085	300	500/D
6	7/1.04	0.9	4	7/0.85	0.6	0.8	1.8	18.0	44	60	0.0073	400	500/D
10	7/1.35	1.1	4	7/0.85	0.6	0.8	1.8	19.5	62	83	0.0069	550	500/D
16	7/1.70	1.1	6	7/1.04	0.6	0.8	2.0	22.5	82	107	0.0057	760	500/D
25	7/2.14	1.3	6	7/1.04	0.6	1.2	2.0	27.0	107	137	0.0054	1110	500/D
35	19/1.53	1.3	10	7/1.35	0.6	1.2	2.0	29.5	132	167	0.0047	1410	500/D
50	19/1.78	1.5	10	7/1.35	0.6	1.2	2.2	33.5	160	199	0.0046	1900	500/D
70	19/2.14	1.5	10	7/1.35	0.6	1.5	2.2	38.0	198	243	0.0039	2430	500/D
95	19/2.52	1.7	16	7/1.70	0.6	1.5	2.2	42.5	242	293	0.0038	3230	500/D
120	37/2.03	1.7	16	7/1.70	0.6	1.5	2.4	46.5	283	335	0.0034	3920	300/D
150	37/2.25	1.9	25	7/2.14	0.6	1.8	2.6	52.0	324	374	0.0034	4870	300/D
185	37/2.52	2.1	25	7/2.14	0.6	1.8	2.8	57.0	373	422	0.0034	5940	300/D
240	61/2.25	2.3	35	19/1.53	0.6	2.0	3.0	64.0	445	489	0.0033	7680	200/D
300	61/2.52	2.5	35	19/1.53	0.6	2.0	3.2	70.5	512	552	0.0032	9350	200/D

WWW.KORATGROUP.COM

Copyright 2005 ©. www.bangkokcable.com
All Rights Reserved. Design & Update by :: TEAM IT bangkokcable.com

750V 70°C NYY-GRD

TIS 11-2531, TABLE 14 (3 CORE)



Construction :

1. Conductor : Solid or concentric stranded annealed copper wires
2. Insulation : Polyvinyl chloride (PVC)
   Identification : Phase - Gray, Black and Red color
   Ground - Green/Yellow color
3. Inner Sheath : Polyvinyl chloride (PVC), Black color
4. Outer Sheath : Polyvinyl chloride (PVC), Black color

Application :

For installation exposed or in raceway, dry or wet location or direct burial in ground.

Phase conductor			Ground conductor			Thickness of inner Sheath	Thickness of outer Sheath	Overall diameter	Current rating		Minimum insulation resistance (at 70°C)	Cable weight (Approx.)	Standard Length
Nominal cross-sectional area sq.mm	No.& dia. of wires No./mm	Thickness of insulation mm	Nominal cross-sectional area sq.mm	No.& dia. of wires No./mm	Thickness of insulation mm	mm	mm	mm	in air A	in ground A	Mohm-km	kg/km	m
1	1/1.13	0.8	1	1/1.13	0.6	0.8	1.8	13.5	13	19	0.0141	200	500/D
1	7/0.40	0.8	1	7/0.40	0.6	0.8	1.8	14.0	13	19	0.0135	200	500/D
1.5	1/1.38	0.8	1	1/1.13	0.6	0.8	1.8	14.0	17	23	0.0123	220	500/D
1.5	7/0.50	0.8	1	7/0.40	0.6	0.8	1.8	14.5	17	23	0.0116	220	500/D
2.5	1/1.78	0.8	1.5	1/1.38	0.6	0.8	1.8	15.0	23	32	0.0102	270	500/D
2.5	7/0.67	0.8	1.5	7/0.50	0.6	0.8	1.8	16.0	23	32	0.0093	270	500/D
4	1/2.25	0.9	2.5	1/1.78	0.6	0.8	1.8	17.0	30	41	0.0094	360	500/D
4	7/0.85	0.9	2.5	7/0.67	0.6	0.8	1.8	17.5	30	41	0.0085	360	500/D
6	7/1.04	0.9	4	7/0.85	0.6	0.8	1.8	19.0	39	52	0.0073	490	500/D
10	7/1.35	1.1	4	7/0.85	0.6	0.8	1.8	22.5	53	71	0.0069	690	500/D
16	7/1.70	1.1	6	7/1.04	0.6	1.2	2.0	26.5	70	90	0.0057	1010	500/D
25	7/2.14	1.3	6	7/1.04	0.6	1.2	2.0	31.0	93	117	0.0054	1410	500/D
35	19/1.53	1.3	10	7/1.35	0.6	1.2	2.0	34.0	112	140	0.0047	1820	500/D
50	19/1.78	1.5	10	7/1.35	0.6	1.5	2.2	36.0	134	165	0.0046	2510	500/D
70	19/2.14	1.5	10	7/1.35	0.6	1.5	2.2	40.5	166	203	0.0039	3170	500/D
95	19/2.52	1.7	16	7/1.70	0.6	1.5	2.4	46.0	205	242	0.0038	4280	500/D
120	37/2.03	1.7	16	7/1.70	0.6	1.8	2.6	50.5	238	280	0.0034	5280	300/D
150	37/2.25	1.9	25	7/2.14	0.6	1.8	2.8	56.0	272	309	0.0034	6460	300/D
185	37/2.52	2.1	25	7/2.14	0.6	2.0	3.0	61.5	314	349	0.0034	7980	300/D
240	61/2.25	2.3	35	19/1.53	0.6	2.0	3.2	69.0	376	405	0.0033	10250	200/D
300	61/2.52	2.5	35	19/1.53	0.6	2.2	3.4	76.0	432	456	0.0032	12600	200/D

WWW.KORATGROUP.COM

Copyright 2005 ©. www.bangkokcable.com
All Rights Reserved. Design & Update by :: TEAM IT bangkokcable.com

750V 70°C NYY-GRD

TIS 11-2531, TABLE 14 (4 CORE)



Construction :

1. Conductor : Solid or concentric stranded annealed copper wires
2. Insulation : Polyvinyl chloride (PVC)
   Identification : Phase - Gray, Black, Red and Blue color
   Ground - Green/Yellow color
3. Inner Sheath : Polyvinyl chloride (PVC), Black color
4. Outer Sheath : Polyvinyl chloride (PVC), Black color

Application :

For installation exposed or in raceway, dry or wet location or direct burial in ground.

Phase conductor			Ground conductor			Thickness of inner Sheath	Thickness of outer Sheath	Overall diameter	Current rating		Minimum insulation resistance (at 70°C)	Cable weight (Approx.)	Standard Length
Nominal cross-sectional area sq.mm	No.& dia. of wires No./mm	Thickness of insulation mm	Nominal cross-sectional area sq.mm	No.& dia. of wires No./mm	Thickness of insulation mm	mm	mm	mm	in air A	in ground A	Mohm-km	kg/km	m
1	1/1.13	0.8	1	1/1.13	0.6	0.8	1.8	14.0	12	17	0.0141	230	500/D
1	7/0.40	0.8	1	7/0.40	0.6	0.8	1.8	14.5	12	17	0.0135	230	500/D
1.5	1/1.38	0.8	1	1/1.13	0.6	0.8	1.8	15.0	16	22	0.0123	260	500/D
1.5	7/0.50	0.8	1	7/0.40	0.6	0.8	1.8	15.5	16	22	0.0116	260	500/D
2.5	1/1.78	0.8	1.5	1/1.38	0.6	0.8	1.8	16.0	21	29	0.0102	330	500/D
2.5	7/0.67	0.8	1.5	7/0.50	0.6	0.8	1.8	17.0	21	29	0.0093	330	500/D
4	1/2.25	0.9	2.5	1/1.78	0.6	0.8	1.8	18.0	27	37	0.0094	440	500/D
4	7/0.85	0.9	2.5	7/0.67	0.6	0.8	1.8	19.0	27	37	0.0085	440	500/D
6	7/1.04	0.9	4	7/0.85	0.6	0.8	1.8	20.5	36	48	0.0073	600	500/D
10	7/1.35	1.1	4	7/0.85	0.6	0.8	2.0	25.0	48	63	0.0069	880	500/D
16	7/1.70	1.1	6	7/1.04	0.6	1.2	2.0	28.5	62	79	0.0057	1260	500/D
25	7/2.14	1.3	6	7/1.04	0.6	1.2	2.0	33.5	82	103	0.0054	1790	500/D
35	19/1.53	1.3	10	7/1.35	0.6	1.5	2.2	38.5	100	123	0.0047	2390	500/D
50	19/1.78	1.5	10	7/1.35	0.6	1.5	2.2	43.0	120	147	0.0046	3180	500/D
70	19/2.14	1.5	10	7/1.35	0.6	1.5	2.4	44.5	150	179	0.0039	4060	500/D
95	19/2.52	1.7	16	7/1.70	0.6	1.8	2.6	51.5	185	214	0.0038	5550	300/D
120	37/2.03	1.7	16	7/1.70	0.6	1.8	2.8	56.0	216	244	0.0034	6770	300/D
150	37/2.25	1.9	25	7/2.14	0.6	2.0	3.0	62.0	245	272	0.0034	8340	300/D
185	37/2.52	2.1	25	7/2.14	0.6	2.0	3.2	68.0	285	309	0.0034	10240	200/D
240	61/2.25	2.3	35	19/1.53	0.6	2.2	3.4	76.5	340	355	0.0033	13230	200/D
300	61/2.52	2.5	35	19/1.53	0.6	2.2	3.8	84.5	390	404	0.0032	16280	200/D

WWW.KORATGROUP.COM

Copyright 2005 ©. www.bangkokcable.com
All Rights Reserved. Design & Update by :: TEAM IT bangkokcable.com

750V 70°C NYY-N

TIS 11-2531, TABLE 8 (3 CORE)

Construction :

1. Conductor : Solid or concentric stranded annealed copper wires
2. Insulation : Polyvinyl chloride (PVC)
   Identification : Phase - Black, Red and Blue color
   Neutral - Gray color
3. Inner Sheath : Polyvinyl chloride (PVC), Black color
4. Outer Sheath : Polyvinyl chloride (PVC), Black color

Application :

For installation exposed or in raceway, dry or wet location or direct burial in ground.

Phase conductor			Neutral conductor			Thickness of inner Sheath	Thickness of outer Sheath	Overall diameter	Current rating		Minimum insulation resistance (at 70°C)	Cable weight (Approx.)	Standard Length
Nominal cross-sectional area sq.mm	No.& dia. of wires No./mm	Thickness of insulation mm	Nominal cross-sectional area sq.mm	No.& dia. of wires No./mm	Thickness of insulation mm	mm	mm	mm	in air A	in ground A	Mohm-km	kg/km	m
6	7/1.04	0.9	4	7/0.85	0.9	0.8	1.8	19.0	39	53	0.0073	520	500/D
10	7/1.35	1.1	6	7/1.04	0.9	0.8	2.0	23.0	53	70	0.0069	760	500/D
16	7/1.70	1.1	10	7/1.35	1.1	1.2	2.0	26.5	70	91	0.0057	1100	500/D
25	7/2.14	1.3	16	7/1.70	1.1	1.2	2.0	31.0	91	115	0.0054	1570	500/D
35	19/1.53	1.3	16	7/1.70	1.1	1.5	2.2	35.0	112	140	0.0047	2000	500/D
50	19/1.78	1.5	25	7/2.14	1.3	1.5	2.2	39.5	136	166	0.0046	2770	500/D
70	19/2.14	1.5	35	19/1.53	1.3	1.5	2.4	44.5	169	204	0.0039	3600	500/D
95	19/2.52	1.7	50	19/1.78	1.5	1.8	2.6	51.5	209	244	0.0038	4890	300/D
120	37/2.03	1.7	70	19/2.14	1.5	1.8	2.8	56.0	242	277	0.0034	6050	300/D
150	37/2.25	1.9	70	19/2.14	1.5	2.0	3.0	62.0	275	309	0.0034	7200	300/D
185	37/2.52	2.1	95	19/2.52	1.7	2.0	3.2	68.0	318	349	0.0034	9000	300/D
240	61/2.25	2.3	120	37/2.03	1.7	2.2	3.4	76.5	376	403	0.0033	11530	200/D
300	61/2.52	2.5	150	37/2.25	1.9	2.2	3.8	84.5	432	455	0.0032	14920	200/D

WWW.KOBATGROUP.COM

Copyright 2005 ©. www.bangkokcable.com
All Rights Reserved. Design & Update by :: TEAM IT bangkokcable.com

0.6/1 kV CV

IEC 60502 (1 CORE)

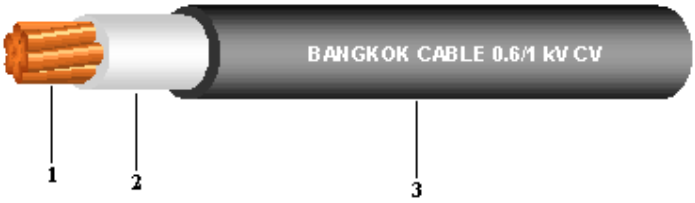

Construction :

1. Conductor : Concentric stranded or compact stranded annealed copper wires
2. Insulation : Cross-linked polyethylene (XLPE), Natural color
3. Sheath : Polyvinyl chloride (PVC), Black color

Application :

For general purpose power distribution in dry or wet location, installation exposed in conduit or duct or direct burial in ground.

Conductor			Thickness of insulation (Nominal)	Thickness of Sheath (Nominal)	Overall diameter (Approx.)	Maximum conductor resistance (at 20°C)	Current rating in air	Cable weight (Approx.)	Standard Length
Nominal cross-sectional area sq.mm	Strands (Min.)	Diameter (Approx.) mm	mm	mm	mm	Ohm/km	A	kg/km	m
1.5	7/0.52	1.56	0.7	1.4	6.5	12.1	27	50	500/D
2.5	7/0.67	2.01	0.7	1.4	7.0	7.41	36	60	500/D
4	7/0.85	2.55	0.7	1.4	7.5	4.61	48	80	500/D
6	7/1.04	3.12	0.7	1.4	8.0	3.08	61	100	500/D
10	6	3.72	0.7	1.4	8.5	1.83	82	150	500/D
16	6	4.69	0.7	1.4	9.5	1.15	110	210	500/D
25	6	5.90	0.9	1.4	11.5	0.727	145	320	500/D
35	6	6.95	0.9	1.4	12.5	0.524	180	420	500/D
50	6	8.33	1.0	1.4	14.0	0.387	220	560	500/D
70	12	9.73	1.1	1.4	15.5	0.268	280	770	500/D
95	15	11.43	1.1	1.5	17.5	0.193	345	1050	500/D
120	18	12.95	1.2	1.5	19.5	0.153	400	1300	500/D
150	18	14.27	1.4	1.6	21.5	0.124	460	1600	500/D
185	30	15.98	1.6	1.6	23.5	0.0991	530	2000	500/D
240	34	18.47	1.7	1.7	26.5	0.0754	630	2600	500/D
300	34	20.68	1.8	1.8	29.0	0.0601	725	3230	500/D
400	53	23.39	2.0	1.9	32.5	0.0470	840	4100	500/D
500	53	26.67	2.2	2.0	36.5	0.0366	1000	5260	500/D
630	53	30.22	2.4	2.2	41.0	0.0283	1170	6780	400/D
800	53	34.00	2.6	2.3	45.5	0.0221	1340	8630	400/D

WWW.KORATGROUP.COM

Copyright 2005 ©. www.bangkokcable.com
All Rights Reserved. Design & Update by :: TEAM IT bangkokcable.com

0.6/1 kV CV

IEC 60502 (2 CORE)

Construction :

1. Conductor : Concentric stranded or compact stranded annealed copper wires
2. Insulation : Cross-linked polyethylene (XLPE)
   Identification : Red and Black color
3. Filler : Polypropylene (Non-hygroscopic material)
4. Binding tape : Polyester / Spunbond tape
5. Sheath : Polyvinyl chloride (PVC), Black color

Application :

For general purpose power distribution in dry or wet location, installation exposed in conduit or duct or direct burial in ground.

Conductor			Thickness of insulation (Nominal)	Thickness of Sheath (Nominal)	Overall diameter (Approx.)	Maximum conductor resistance (at 20°C)	Current rating in air	Cable weight (Approx.)	Standard Length
Nominal cross-sectional area sq.mm	Strands	Diameter (Approx.) mm	mm	mm	mm	Ohm/km	A	kg/km	m
1.5	7/0.52	1.56	0.7	1.8	10.5	12.1	25	120	500/D
2.5	7/0.67	2.01	0.7	1.8	11.5	7.41	34	160	500/D
4	7/0.85	2.55	0.7	1.8	12.5	4.61	44	210	500/D
6	7/1.04	3.12	0.7	1.8	14.0	3.08	57	270	500/D
10	6	3.72	0.7	1.8	15.0	1.83	77	370	500/D
16	6	4.69	0.7	1.8	17.0	1.15	100	520	500/D
25	6	5.90	0.9	1.8	20.5	0.727	135	770	500/D
35	6	6.95	0.9	1.8	22.5	0.524	165	1020	500/D
50	6	8.33	1.0	1.8	26.0	0.387	205	1360	500/D
70	12	9.73	1.1	1.8	29.0	0.268	255	1860	500/D
95	15	11.43	1.1	1.9	33.0	0.193	315	2500	500/D
120	18	12.95	1.2	2.0	36.5	0.153	365	3130	500/D
150	18	14.27	1.4	2.1	40.5	0.124	415	3850	500/D
185	30	15.98	1.6	2.3	45.0	0.0991	485	4820	400/D
240	34	18.47	1.7	2.5	51.0	0.0754	580	6280	300/D
300	34	20.68	1.8	2.6	56.0	0.0601	675	7770	250/D
400	53	23.39	2.0	2.9	63.5	0.0470	790	9900	200/D

WWW.KORATGROUP.COM

Copyright 2005 ©. www.bangkokcable.com
All Rights Reserved. Design & Update by :: TEAM IT bangkokcable.com

0.6/1 kV CV

IEC 60502 (3 CORE)

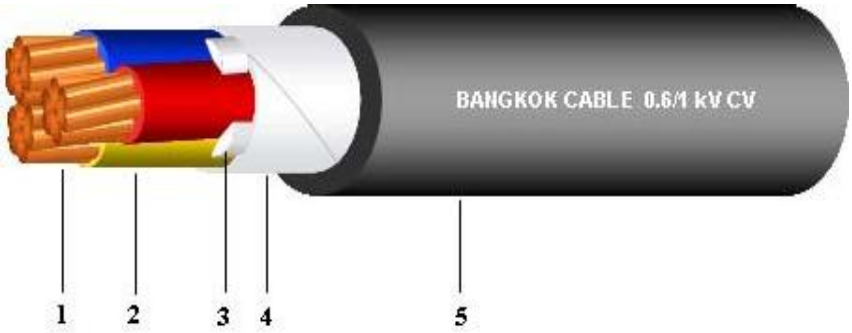

Construction :

1. Conductor : Concentric stranded or compact stranded annealed copper wires
2. Insulation : Cross-linked polyethylene (XLPE)
   Identification : Red, Yellow and Blue color
3. Filler : Polypropylene (Non-hygroscopic material)
4. Binding tape : Polyester / Spunbond tape
5. Sheath : Polyvinyl chloride (PVC), Black color

Application :

For general purpose power distribution in dry or wet location, installation exposed in conduit or duct or direct burial in ground.

Conductor			Thickness of insulation (Nominal)	Thickness of Sheath (Nominal)	Overall diameter (Approx.)	Maximum conductor resistance (at 20°C)	Current rating in air	Cable weight (Approx.)	Standard Length
Nominal cross-sectional area sq.mm	Strands	Diameter (Approx.) mm	mm	mm	mm	Ohm/km	A	kg/km	m
1.5	7/0.52	1.56	0.7	1.8	11.0	12.1	21	150	500/D
2.5	7/0.67	2.01	0.7	1.8	12.0	7.41	28	190	500/D
4	7/0.85	2.55	0.7	1.8	13.5	4.61	37	250	500/D
6	7/1.04	3.12	0.7	1.8	14.5	3.08	48	330	500/D
10	6	3.72	0.7	1.8	16.0	1.83	64	470	500/D
16	6	4.69	0.7	1.8	18.0	1.15	86	680	500/D
25	6	5.90	0.9	1.8	21.5	0.727	115	1040	500/D
35	6	6.95	0.9	1.8	24.0	0.524	140	1390	500/D
50	6	8.33	1.0	1.8	27.5	0.387	170	1840	500/D
70	12	9.73	1.1	1.9	31.5	0.268	215	2560	500/D
95	15	11.43	1.1	2.0	35.5	0.193	260	3460	500/D
120	18	12.95	1.2	2.1	39.5	0.153	305	4330	500/D
150	18	14.27	1.4	2.2	43.5	0.124	350	5340	400/D
185	30	15.98	1.6	2.4	48.5	0.0991	405	6680	400/D
240	34	18.47	1.7	2.6	55.0	0.0754	490	8700	300/D
300	34	20.68	1.8	2.7	60.5	0.0601	565	10800	250/D
400	53	23.39	2.0	3.0	68.0	0.0470	655	13780	200/D

WWW.KORATGROUP.COM

Copyright 2005 ©. www.bangkokcable.com
All Rights Reserved. Design & Update by :: TEAM IT bangkokcable.com

0.6/1 kV CV

IEC 60502 (4 CORE)

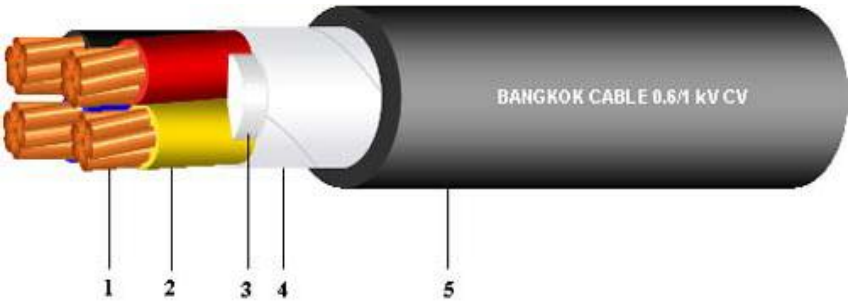

Construction :

1. Conductor : Concentric stranded or compact stranded annealed copper wires
2. Insulation : Cross-linked polyethylene (XLPE)
   Identification : Red, Yellow, Blue and Black color
3. Filler : Polypropylene (Non-hygroscopic material)
4. Binding tape : Polyester / Spunbond tape
5. Sheath : Polyvinyl chloride (PVC), Black color

Application :

For general purpose power distribution in dry or wet location, installation exposed in conduit or duct or direct burial in ground.

Conductor			Thickness of insulation (nominal)	Thickness of Sheath (Nominal)	Overall diameter (Approx.)	Maximum conductor resistance (at 20°C)	Current rating in air	Cable weight (Approx.)	Standard Length
Nominal cross-sectional area sq.mm	Strands	Diameter (Approx.) mm	mm	mm	mm	Ohm/km	A	kg/km	m
1.5	7/0.52	1.56	0.7	1.8	12.0	12.1	21	180	500/D
2.5	7/0.67	2.01	0.7	1.8	13.0	7.41	28	230	500/D
4	7/0.85	2.55	0.7	1.8	14.5	4.61	37	310	500/D
6	7/1.04	3.12	0.7	1.8	16.0	3.08	48	410	500/D
10	6	3.72	0.7	1.8	17.5	1.83	64	600	500/D
16	6	4.69	0.7	1.8	19.5	1.15	86	870	500/D
25	6	5.90	0.9	1.8	23.5	0.727	115	1330	500/D
35	6	6.95	0.9	1.8	26.5	0.524	140	1780	500/D
50	6	8.33	1.0	1.8	30.5	0.387	170	2370	500/D
70	12	9.73	1.1	2.0	35.0	0.268	215	3330	500/D
95	15	11.43	1.1	2.1	39.0	0.193	260	4500	500/D
120	18	12.95	1.2	2.3	44.0	0.153	305	5670	400/D
150	18	14.27	1.4	2.4	48.5	0.124	350	6980	400/D
185	30	15.98	1.6	2.6	54.0	0.0991	405	8740	300/D
240	34	18.47	1.7	2.8	61.0	0.0754	490	11390	200/D
300	34	20.68	1.8	3.0	67.5	0.0601	565	14160	150/D
400	53	23.39	2.0	3.3	76.0	0.0470	655	18050	150/D

WWW.KORATGROUP.COM

Copyright 2005 ©. www.bangkokcable.com
All Rights Reserved. Design & Update by :: TEAM IT bangkokcable.com